

DOWNDRAFT tables

SDT 1400X and SDT-1500

Both the SDT-1400X (right) and the SDT-1500 (below) are equipped with a 3 Stage Filtration system



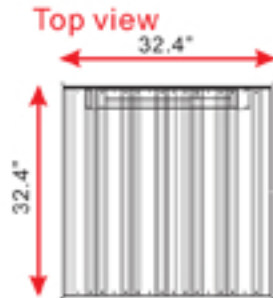
SDT-1400X

Features removable grated top, optional side and back panels and a 5/8" fixture holding top

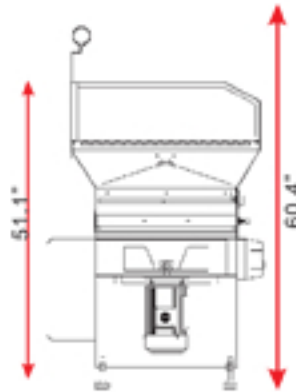


SDT-1500

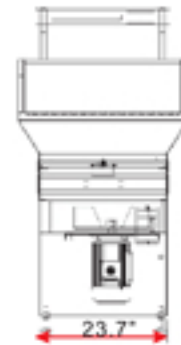
SDT-1400X



Side view

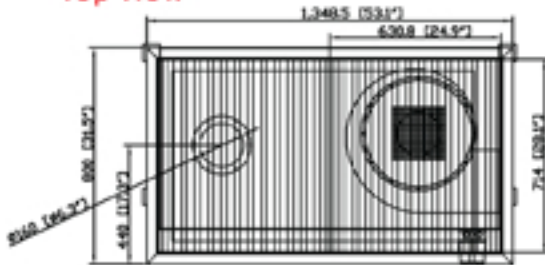


Front View

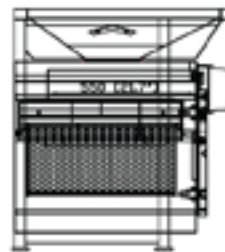


SDT-1500

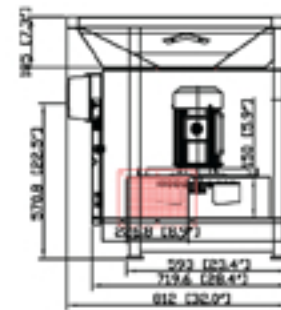
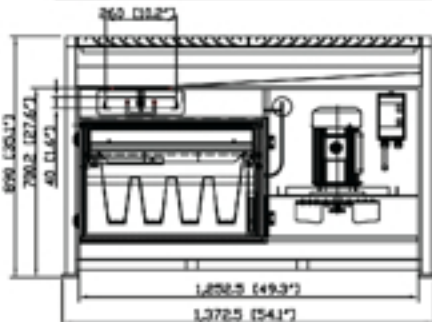
Top view



Side view



Front View



TECHNICAL DATA

SDT-1400X

2 HP TEFC NEMA, 460v/60Hz/3 Ph

1400 CFM

Weight: 227 lbs

Dimensions: 24" x 23" x 61"

SDT-1500

2 HP TEFC NEMA, 230/460v/60Hz/3 Ph

1500 CFM

Weight: 370 lbs

Dimensions: 24" x 49" x 35"